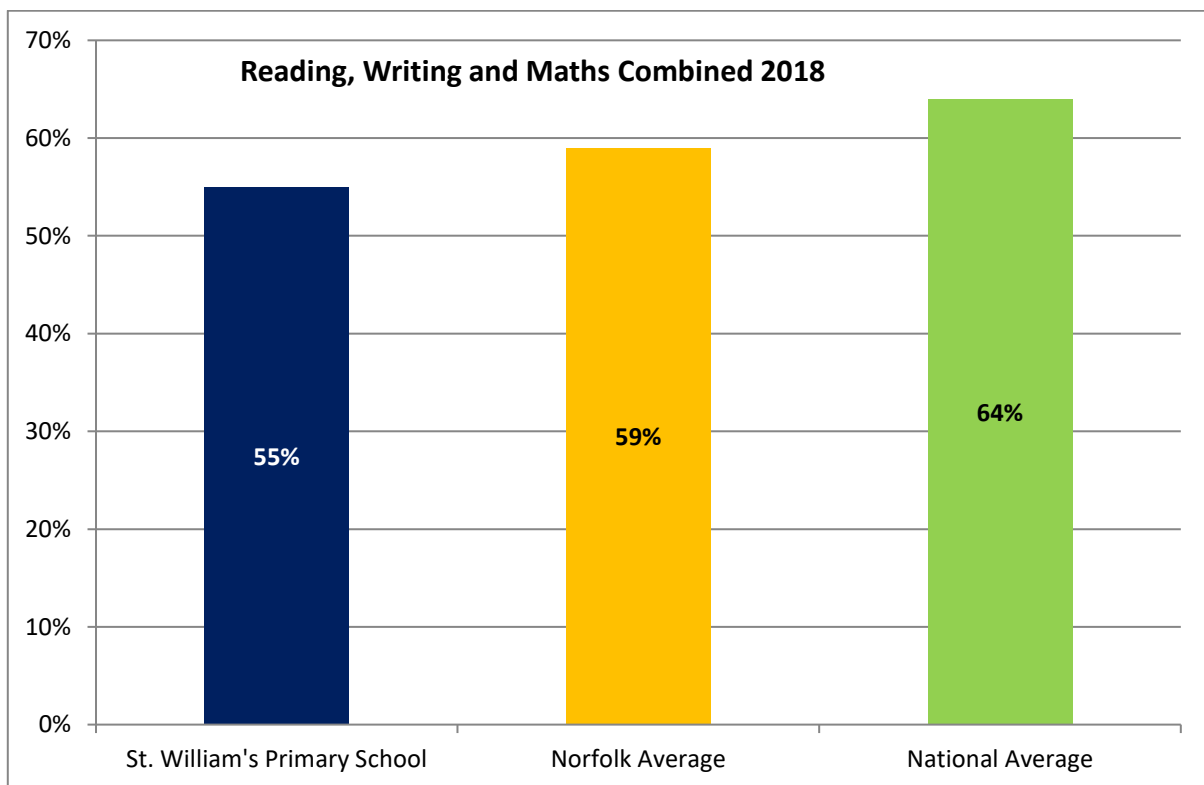
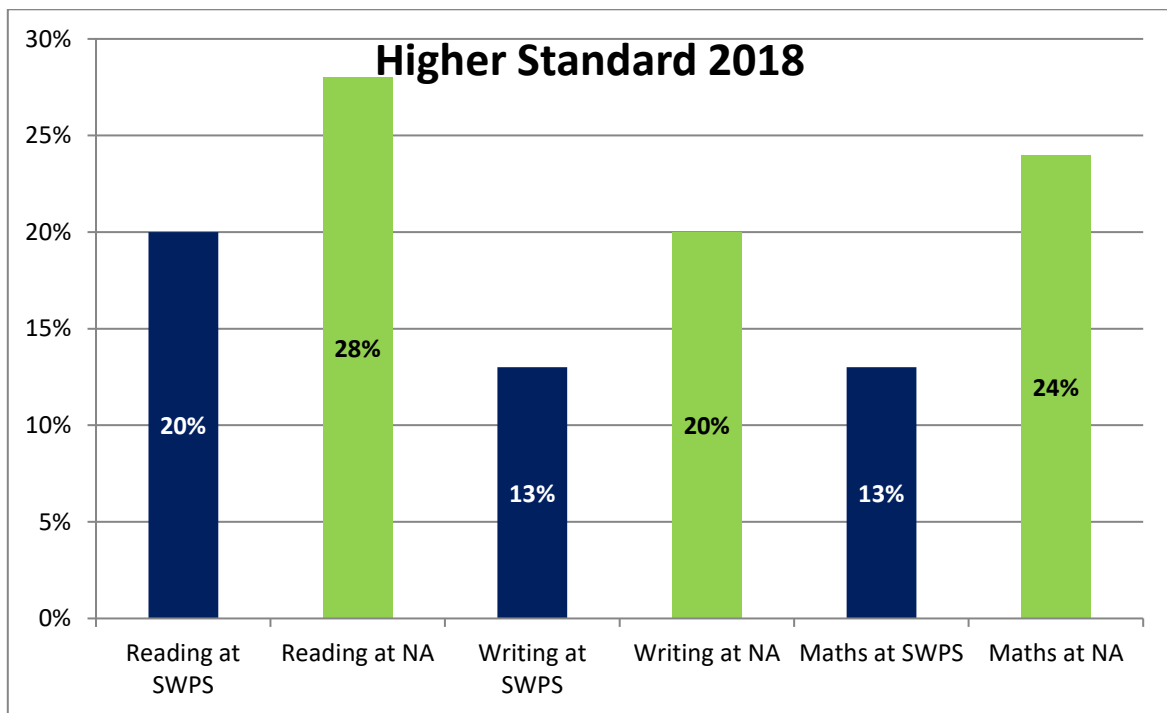
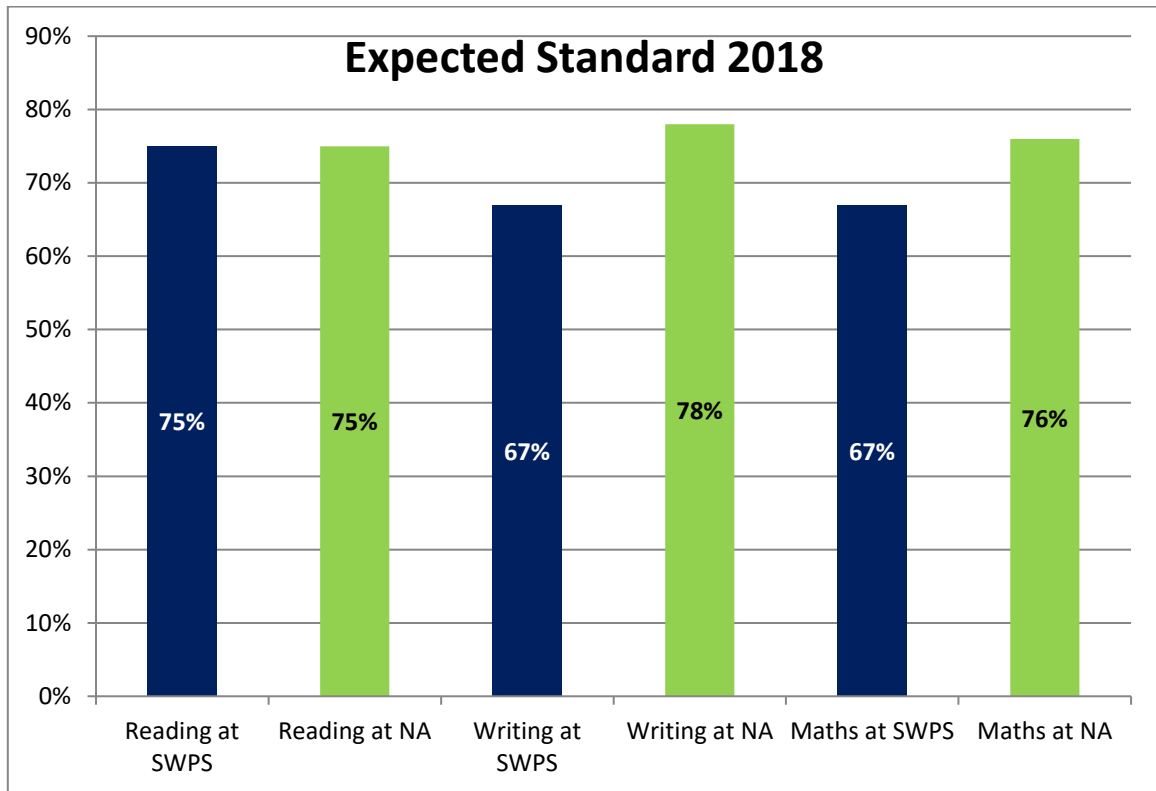




## Key Stage 2 Results 2017/2018

All children across the country are tested in reading, grammar, punctuation and spelling (GPS) and maths through externally marked tests at the end of Year 6 in order to establish levels of attainment. Writing is assessed by teacher assessment. In 2016 the government changed the method of assessment from national curriculum levels to reporting the proportion of pupils reaching the "expected standard" or "higher standard". Below is an outline of St. William's results for 2018:





# Average Scaled Score In Statutory Assessment Tests:

Reading	Maths
104	102

Pupils achieve 100 to be awarded the expected standard.

## Average Progress Scores:

Reading	Writing	Maths
-1.2	-2.8	-2.8

Average progress scores range from -10 to 10, and are compared with a national average of 0.

You can find more information about all schools' results via <https://www.compare-school-performance.service.gov.uk/>

 @WeAreStWilliams

& Find us on Facebook  
#WeAreStWilliams

[st-williams.norfolk.sch.uk](http://st-williams.norfolk.sch.uk)

Write to us: St. William's Primary School, Williams Loke, Norwich, Norfolk, NR7 0AJ ...our headteacher is Sarah Shirras!

Call the office: 01603 434128, or email: [office@st-williams.norfolk.sch.uk](mailto:office@st-williams.norfolk.sch.uk)