

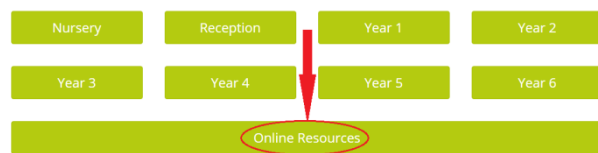


## Using Discovery Espresso

Discovery espresso can be used on a tablet or on a pc. Some functions do not work on a tablet. Discovery espresso works better through Chrome  than through Explorer. 

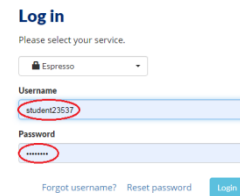
1. From the school website Home Learning page, find Online Resources at the bottom and click to select.



2. Scroll down to find the Discovery espresso link and click to select.



3. Enter the username and password. Then log in.



4. Click to select espresso .

### My services



5. You will be brought to the home page from where you can navigate to resources you are looking for in a variety of ways.



6. At any point clicking the home symbol or the word Home will return you to the home screen.

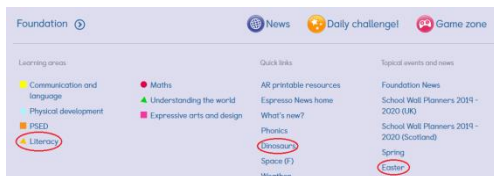


7. The **Foundation**, **Key Stage 1** and **Key Stage 2** tabs navigate to resources aimed at those children.



If you **hover** the cursor over the **phase** you want, you will get a drop down menu.

If you **click** on the **phase tab**, it will look more like this.



You can see the same headings appear. You can navigate in either way.

8. **EYFS** resources are divided into seven learning areas. You click on the area you need and follow the given thread. Threads to a resource will be given in a form such as;

Foundation>Understanding the World>Animals>Growing>Animal Babies

Foundation      Understanding the world      Animals      Growing      Animal Babies

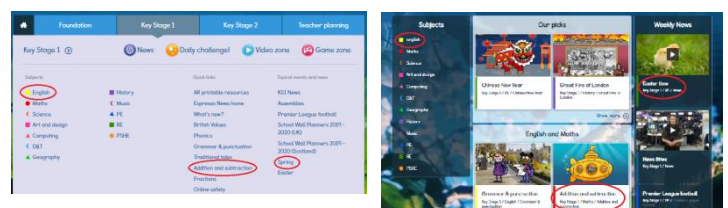


Clicking to select each part leads to a video clip about baby animals. There are often links to related resources that you could explore. For instance next to the 'Animal babies' video you will find;


Just **click** to select.



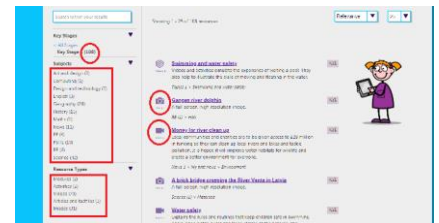
9. **Key Stage 1** and **2** resources work in the same way.



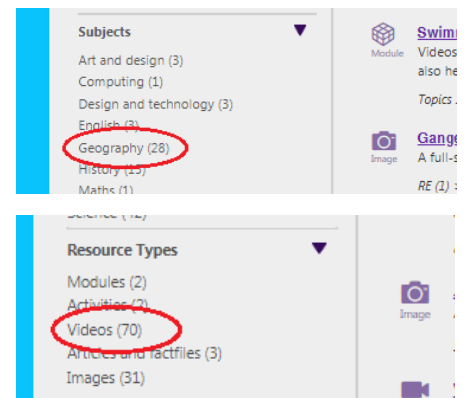
10. You can use **espresso** to find a resource not signposted by staff. For instance, your year 2 child might be interested in finding out about rivers. Type your search word into the **search box**. You can select the **phase** here as well. Click on the **search tool** (a magnifying glass).



11. You will probably get lots of results. This search got 108.



12. You can narrow your search down using the **Subjects** or the **Resource Types**. You may want to search in the other phases as well.



13. You can explore as much as you wish. Choosing a **module** will take you to a collection of resources. There are games, videos, books, fact files, articles...lots of things!

