

**Weekly Story:**

Shark in the park by Nick Sharratt.



**Activities:**

1. Read the book if you have your own version or click on the link to watch: <https://youtu.be/Ketu-SWDyD0>  
Can you remember the repeating part of the story? Say it as you read the story together with your grown up.
2. Visit a park, using your senses, what do you see? hear? or smell? Or, do you have a favourite park? If so, think about why you like it there and maybe draw a picture.



When you travel to the park, what do you see on your journey? Could you draw a map showing your route?

3. Let's think about keeping safe near roads. Watch the following videos.

<https://www.youtube.com/watch?v=MTJUBz6Rps0&safe=active>

<https://www.youtube.com/watch?v=ixLHwinSrU&safe=active>

During the episode 'Holding Hands' was Tig doing the right thing for her daddy? Have a think and chat about it with your grown up.



**Speaking and Listening**

1. Play a game of eye spy using your telescope or binoculars. Use the initial sound as your clue. Or, go for an adventure around your home, hunting for things beginning with 'sh'.



2. Can you remember the rhyming words from the story? For example, 'Timothy Pope' and 'telescope'. Can you think of your own examples of rhyming words to make a rhyming string? For example, dog, log, jog, hog, Mog.

3. Have a go at this memory game - Find an empty back-pack or shopping bag. Ask your grown up to tell you a list of 5 items you would find in your home. You have to remember these items, find them and put them in your bag. If 5 is too tricky, try less or if 5 is too easy, add more.

4. Have a game of musical statues or musical bumps with your family, remember to stop dancing when the music stops.



**Maths**

1. Sharks have a lot of teeth! How many teeth do you have in your mouth? Try counting them. Then, try counting your grown-ups teeth, who has the most? Practice your counting. How high can you count?
2. When we clean our teeth, we should brush for 2 minutes. What does 2 minutes feel like? If you don't already, let your grown ups use a timer whilst they help you brush, they probably have a timer on their phone.
3. Shark teeth look a little bit like triangles. Cut out lots of triangles and using them to create pictures



4. Practice counting objects. Play this underwater counting game on the Topmarks website <https://www.topmarks.co.uk/learning-to-count/underwater-counting>

4. Lets learn all about sharks! There are many different types of sharks. Steve Bagshaw knows a lot about them, can you learn some of their names?

<https://www.bbc.co.uk/cbbc/shows/shark-bites>

Practise your cutting skills by making shark's teeth, you might find it helpful if your grown up draws a zig zag line for you to follow when cutting. You could make a paper plate shark with those zig-zag cutting patterns.



5. Make your own telescope or binoculars.  
This link shows you an example of how to make a telescope:


[https://www.google.com/search?q=how+to+make+a+telescope+for+kids&rlz=1C1GGRV\\_enGB751GB751&og=how+to+make+a+telescope&ags=chrome.1.012169\\_i57j015.603210j8&sourceid=chrome&ie=UTF-8&safe=active&url=1#kpvalbx=zHnXv\\_uApDCgQb5xrWIDA33](https://www.google.com/search?q=how+to+make+a+telescope+for+kids&rlz=1C1GGRV_enGB751GB751&og=how+to+make+a+telescope&ags=chrome.1.012169_i57j015.603210j8&sourceid=chrome&ie=UTF-8&safe=active&url=1#kpvalbx=zHnXv_uApDCgQb5xrWIDA33)

Go for an adventure around your home with your telescope or binoculars. What can you see through your telescope?

5. Make your own rhyming pairs game. Cut out 12 squares of card or paper. Think of two words that rhyme for example cat and hat. Draw or stick a picture of one this rhyming pair onto a one of the squares and repeat with the other word. When you have made 12 cards (6 rhyming pairs). Play the pair's game with your family.



5. We have lots of insects in our gardens at the moment. Spend some time outside counting all of the different types. How can you record what you saw? You could print one or make your own sheet and count the insects you find. Which insects are there most of? Don't forget to look under pots and stones, some insects like it where it is dark and damp.



### Song/rhyme: Baby shark!!

We are not too sure you'll need the lyrics for this one but here is a little reminder:

Baby Shark do do do do do do x 3  
Mummy Shark do do do do do do x 3  
Daddy Shark do do do do do do x 3  
Grandma shark do do do do do do x 3  
Grandpa shark do do do do do do x 3  
Lets go hunt do do do do do do x 3  
Run away do do do do do do x 3  
Safe at last do do do do do do x 3  
It's the end do do do do do do x 3





### St. William's Family Challenge

○ Have a go at the challenge on our website

How are your tomato plants doing? Have a look at them and see which is the tallest. If you have a ruler you could measure your plant. Look at the numbers on the ruler, can you also see your age?




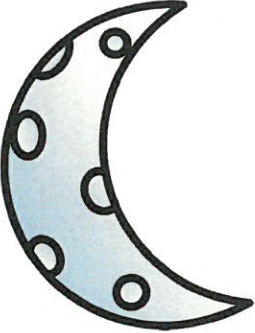
<https://www.youtube.com/watch?v=XqZsoesa55w&safe=active>

# Rhyming Match Game

			
?	?	?	?

Copyright © PreKinders.com







# Rhyming Match Game

			
?	?	?	?

Copyright © PreKinders.com



Rhyming Match Game  
Cut these cards apart to use on the matching mats










## Family Challenge

Monday 22<sup>nd</sup> June to Friday 26<sup>th</sup> June

### Norwich Picture Clues Challenge:

Where would you be in Norwich if you could see these picture clues?





# Bug Hunt



Ants




Worm




Bee




Slug



Butterfly



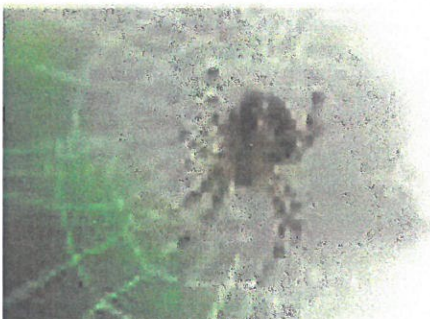
Ladybird



Caterpillar/ Eggs



Fly



Spider



Snail

