

Weekly Story:

Titch by Pat Hutchins



Activities:

1. Read the book 'Titch' if you have your own version or you can also listen to the story on

<https://www.youtube.com/watch?v=Lm8Pg5iwJL4&safe=active>

In the story, we learn a little bit about Titch's brother Pete and his sister Mary. Who is in your family?


Make a family photo album, scrapbook or family tree using photos. Talk about the pictures and write people's names together next to the photographs. Can you write your own name? You could use your name card and pencil from nursery to help you.

2. Talk about what plants need to grow well. Has your tomato plant grown? How has it changed from the seeds you planted?

Don't forget to 'pinch out' side shoots. You can watch the video clip below to help you learn how to do this.

https://www.youtube.com/watch?reload=9&v=fffBtO_e-o&safe=active

In the story, different tools were used. Can you remember what they were? What tools would a gardener use and how? If you have any gardening tools at home, have a go at using them with your adult. You could draw the tools you find out about or a picture of you using them.



Speaking and Listening

1. Watch the episode of Titch with your family.

<https://www.youtube.com/watch?v=Hn5FOIK0lqw&safe=active>

Talk about what you saw. Can you remember any of the words to describe different sizes?

2. What other books have plants growing in them? Read them with your family.

Here are some two books to give you ideas:

Jasper's beanstalk by Mick Inkpen
The Tiny Seed by Eric Carle

3. Explore clapping the syllables of some of the words from the story such as trumpet, tri-cy-cle, bike, whistle, saw, hammer, flow-er-pot etc. What other words can you clap the syllables to? Which word can you find that has the most syllabus in it?

4. There are lots of songs and rhymes about plants and growing. Try learning some of them together as a family. Think about the words in the song or rhyme. What actions could you use to act it out? [Click here](#) to find some rhymes.

5. Play a game of I spy... can you guess what has been seen from the sound at the beginning of the word? For example 's' for sun or 't' for table.

Maths

1. Titch was the smallest in his family. Draw your family in order of size. Who is the biggest, who is the smallest? If your family is very small grandparents, cousins and pets could be included. You could use the cut and stick the pictures from the story to order by size from the resources pack in the blue box on the next page.



2. Compare different weights of items and order them from lightest to heaviest. For example, a tin of baked beans, a bottle of lemonade and a pillow from your bed. Is the biggest item the heaviest?

3. Titch was young. How old do you think he is? How old are you? What age were you before this? What age will be on your next birthday? Have a go at making birthday cakes with sand, mud, recycled materials and adding the correct number of pretend candle to it for the different ages you have been.



4. Use words relating to time such as in days of the week, months of the year, today, yesterday, tomorrow, a long time ago etc. Talk about how you have grown up and changed. You could look at some of your old toys, clothes or baby items too.

3. Titch had a small kite and a small pinwheel. Have a go at making your own kite or pin wheel. How will you decorate it?



How to make a pinwheel:

<https://www.youtube.com/watch?v=pXDy6wSXM0&safe=active>

Where will you go to try and fly your kite or make the pin wheel move? You could investigate different places to see what makes it work best. For example, climb to the top of a climbing frame, in a wood, in the house etc.

4. In the story, Titch rode a little tricycle. Have a go at riding your bike or scooter. You could try this in your garden if you have one or when you go out for a walk.

How fast can you go? Can you start and stop without a grown-up helping you? Can you do any tricks when riding?

5. Pete, Mary and Titch all played different instruments. Make your own instruments from recycled materials. You could make a band with your family. What songs can you sing as you play?

You could try copying rhythm patterns such as fast, fast, slow, fast, fast slow.



Song/rhyme:

Peter Hammers with one hammer

Peter hammers with one hammer,
One hammer, one hammer,
Peter hammers with one hammer,
All day long
(Action: Use one fist to pretend to hammer throughout the verse.)

Peter hammers with two hammers...
(Two fists.)

Peter hammers with three hammers...
(Two fists, stomp one foot.)

Peter hammers with four hammers...
(Two fists, two feet.)

Peter hammers with five hammers...
(Two fists, two feet, nod head.)

Peter's very tired now,
Tired now, tired now.

Peter's very tired now,
So he's going to sleep
(Rub eyes and put head on hands.)

Peter's waking up now,
Up now, up now.

Peter's waking up now,
And now he's hammering again!


<https://nurseryrhymescollections.com/lyrics/peter-hammers.html>

5. Titch had five letters in his name. How many letters does each person in your family have in their name? Practise your counting using objects. Remember to say one number name for each item you touch. What objects did you use?

St. William's Family Challenge

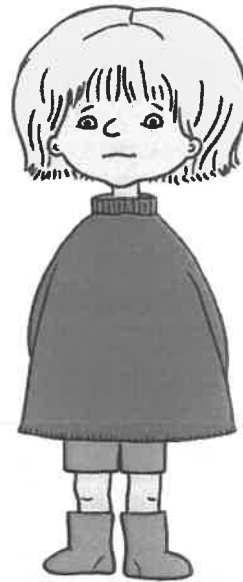
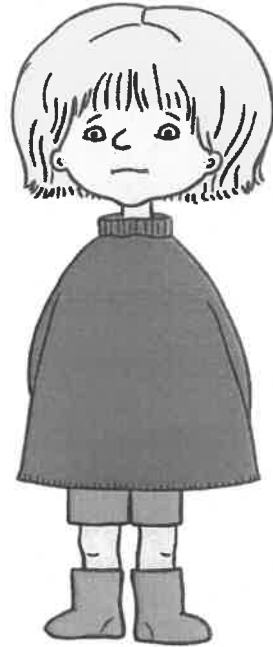
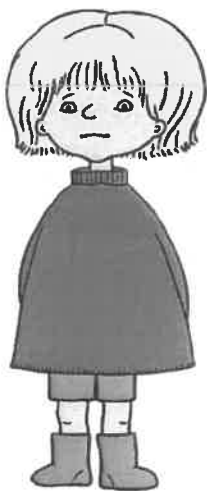
- Have a go at the challenge on our website

[Click here](#) to find pictures and activity resources for titch that can be downloaded and printed.



Titch

Cut out each image and order them by size.



Titch

Cut out each image and order them by size.



Titch

Cut out each image and order them by size.



Titch

Cut out each image and order them by size.

