

Weekly Checklist

Try to tick off as many of these activities as you can each week as part of your home learning.

Reading

Aim for 10-20 minutes per day

Mon Tues Wed Thurs
 Fri

Phonics

Flashcard consonant clusters (we will give out sets at school, a set is available online to be printed or paper copies are available).

Mon Tues Wed Thurs
 Fri

Maths

Doubling numbers 1-10

Mon Tues Wed Thurs
 Fri

St. William's Family Challenge

Have a go at the challenge on our website

Number Practice

Focus: Telling the time – recognising o'clock and half past and using time language in conversation.

Vocabulary: yesterday, today, tomorrow, before, after, hour, minute, morning, afternoon, evening, daytime, night time.

a) Discuss the vocabulary together. Grown-up to say one of the words. Child says the word in a sentence, e.g. I get dressed in the morning.

b) Go on a clock hunt around your home. How many clocks can you find? Are they all the same? How are they different?

c) Have a go at making a clock with a long and short hand and write the numbers 1-12 in the right order. If your grown-up says a time can you make it and if your grown-up makes a time can you say what it is?

Have a look at Espresso – Maths1- Time –Activities – telling the time (hour, half hour).

Vocabulary to Learn this week:

Great Britain, British, England, Scotland, Wales, outdoors, native, habitat, wildlife, native, hedgehog, badger, fox, otter, bee, etc...

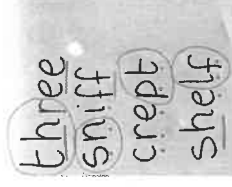
Phonics and Spellings

Focus: Learning what a consonant cluster is.

- a) Revise the consonant clusters you have learnt so far – mp, sl, lk, sc, pr, nd, gl, tr, tw, cr, nch
- b) This week you are going to learn the consonant clusters **thr, sn, pt, lf**. (We suggest you learn one a day). Here are a few words with those consonant clusters in, can you think of any more? Maybe you can think of some words that rhyme.

thr: three, thrush, throb, throat **sn:** sneek, snap, snag, sniff **pt:** kept, slept, wept, crept **lf:** shelf, elf, self, golf

- c) Write some of the words containing the consonant clusters you have learnt this week. Add sound buttons and sound bars. Even though the consonant clusters are blended together when said, each letter needs a sound button under it. To help you spot the consonant clusters, you could draw a circle around it.



Challenge: Pick a word from the lists you have made and write it in a sentence. For example – 'The elf crept onto the shelf and slept.'

Write it in your lined book. Remember to use your neat handwriting, starting and finishing each letter in the correct place and thinking about whether it is a tall or short letter or if it goes underground.

Topic Review

Can you remember enough to answer these questions?

1. What is hibernation and why do animals hibernate?
2. What is a habitat?
3. What does endangered mean?
4. How can you look after pets?

You could find out more by exploring the CBBC

<https://www.bbc.co.uk/cbbc/watch/city-and-local-wildlife>

Creative Task

Textured Animal Art

Make a 2d or 3d British wildlife animal using natural objects or recycling objects. Can you match the object to the texture of the animal, e.g. a spiky hedgehog or a something soft for a squirrel's tail.



Take a photo of your artwork and post it on our blog or send it to us on our year group email reception@st-williams.norfolk.sch.uk

The Great Outdoors - Great British Wildlife!

Questions to talk about with your grown-up:

Which 3 countries make up the British Isles?
Which animals live in the wild in Great Britain?
Which country do we live in in Great Britain?
Is any of the wildlife in Great Britain endangered?

Activities you may wish to try:

- Find out what wildlife is native to Great Britain. You could make a list and/or draw them.
- Discuss with your family how you can care for and look after British Wildlife, e.g. don't drop litter.
- Watch the author Nick Butterworth read the Percy the Park Keeper story he wrote – One Springy Day <https://www.nationaltrust.org.uk/blickling-estate/features/percy-the-park-keeper-at-blickling-estate#>
You may want to search online for other Percy stories.

- Use a 3 or 4 part story frame, like you used in class for your Mr Gumpy story, plan a story about Percy the Park Keeper and the animals that he sees in the park.

--	--	--	--

In the first box draw the characters and where they are at the start of the story. *I.e Percy the rabbit and the fox were sitting by the shed in the park.*

In the second box draw a problem that happens to the characters. *I.e The fox and rabbit's homes have become too small.*

In the third box draw a picture to show the next problem. *I.e The fox and the rabbit both want to live under Percy's shed.*

In the fourth box draw a picture to show the solution and how the story ends. *I.e Percy helps them both find new homes in the park.*

- Look at the green spaces around you. What animals could live in these habitats? Have you ever seen and wildlife there?
- Sit quietly outside and listen to the bird song. Do they all sound the same? This link may help you identify the different birds you heard. <https://www.rspb.org.uk/birds-and-wildlife/bird-songs/what-bird-is-that/>
- Have a go at making a simple bird feed using the inside of a toilet roll or a plastic bottle.

You could explore these books online:

Percy the Park Keeper stories by Nick Butterworth
Scaredy Squirrel by Melanie Watt
Guess How Much I Love You by Sam McBratney
Beatrix Potter Stories



st

nd

nk

ft

mp

nt

sk

lt

lp

lf

xt

tr

lk

pt

dr

gr

cr

br

st

fr

sl

sp

bl

fl

gl

pl

sm

pr

cl

tw

sc

sk

sn

nch

thr

str

scr

shr


What do you know about these animals?



What are they called?





Where do they live?


How do they move?

What do they eat?



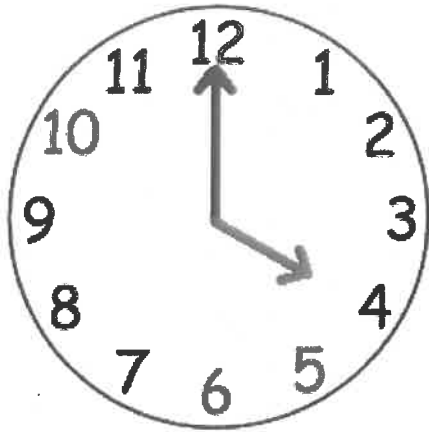










What's the time Mr Wolf?




o'clock




o'clock




o'clock



o'clock



o'clock

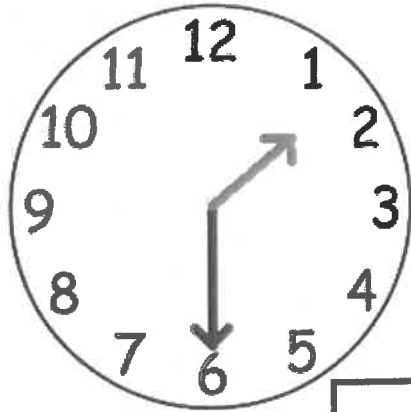


o'clock

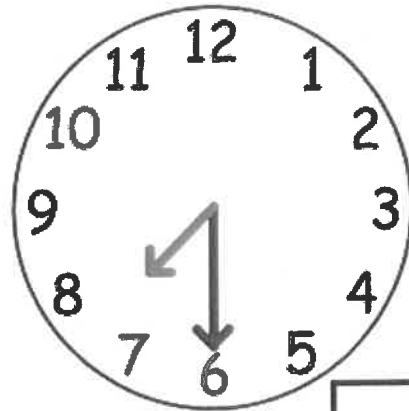


Cinderella must get home before midnight!

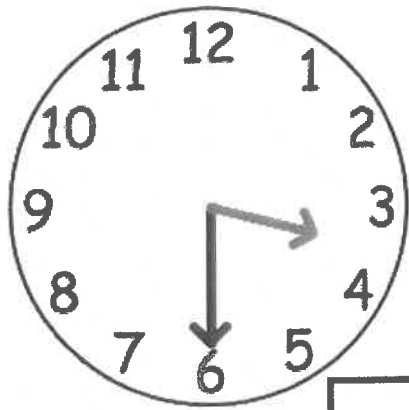
Can you tell her what the time is?



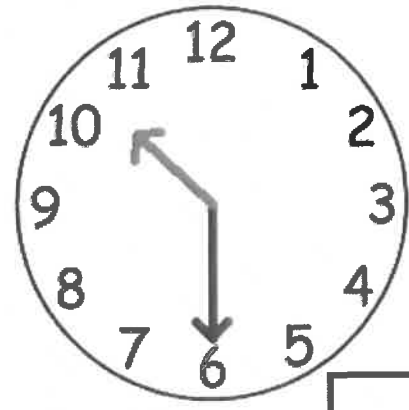
Half past



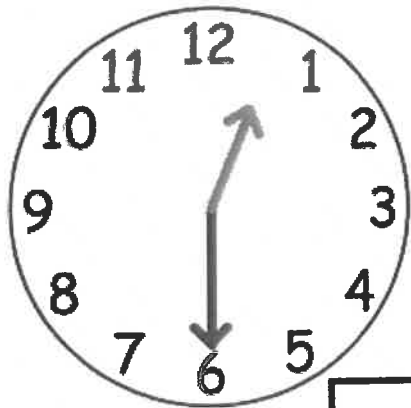
Half past



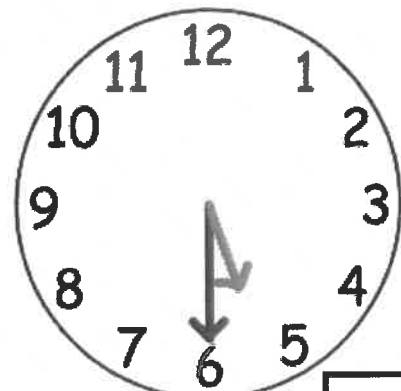
Half past



Half past



Half past




Half past


Making O'clock



8 o'clock




1 o'clock



6 o'clock




9 o'clock



4 o'clock




7 o'clock




3 o'clock



11 o'clock




2 o'clock




12 o'clock


Making Half Past




Half past
3




Half past
8




Half past
5




Half past
2




Half past
9



Half past
1



Half past
4



Half past
11